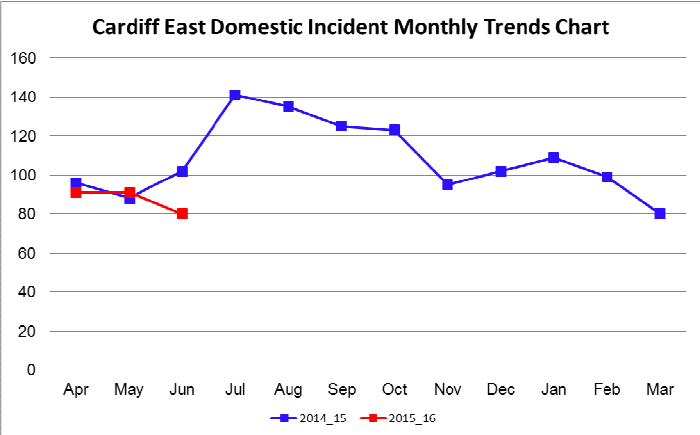
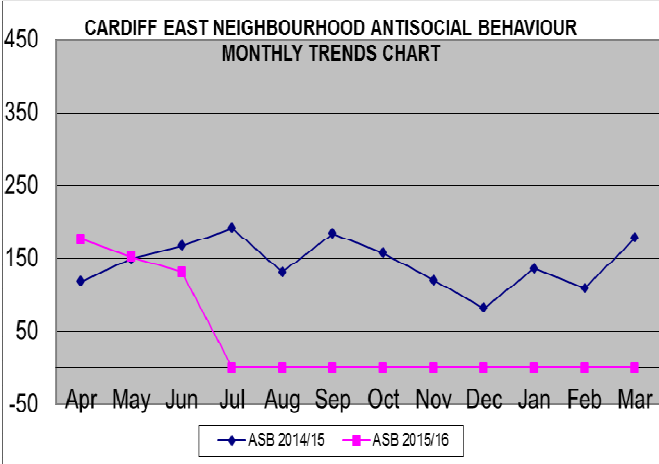




Programme Details:				Neighbourhood Status Dashboard		
Programme Name:	Neighbourhood Management	Programme ID:	ID: NP	Previous <input type="checkbox"/> Red	CURRENT <input type="checkbox"/> Red	Future <input type="checkbox"/> Red
Senior Responsible Officer:	Sarah McGill			<input type="checkbox"/> Red/Amber	<input type="checkbox"/> Red/Amber	<input type="checkbox"/> Red/Amber
				<input type="checkbox"/> Amber/Green	<input type="checkbox"/> Amber/Green	<input type="checkbox"/> Amber/Green
This reporting period:	April-June '15	Next Period:	July-Sept '15	<input type="checkbox"/> Green	<input type="checkbox"/> Green	<input type="checkbox"/> Green

Overview of Neighbourhood Management:			
ID	Neighbourhood Areas within this Programme:	Neighbourhood SRO	Current RAG status
ID: NP.E	Cardiff East	- Don Davidson, Group Leader, Regeneration Programmes (CC) (d.davidson@cardiff.gov.uk) - Chris Walton, Housing Manager, Wales & West Housing Association (chris.walton@wwha.co.uk)	Green

Neighbourhood Indicators: Neighbourhood chairs and neighbourhood partnership officers to agree which issues need to be escalated to the attention of the Neighbourhood Partnership programme lead. This will be done where negative trends are evidenced or a number of red or red/amber RAG status are being identified throughout the neighbourhood action plans.

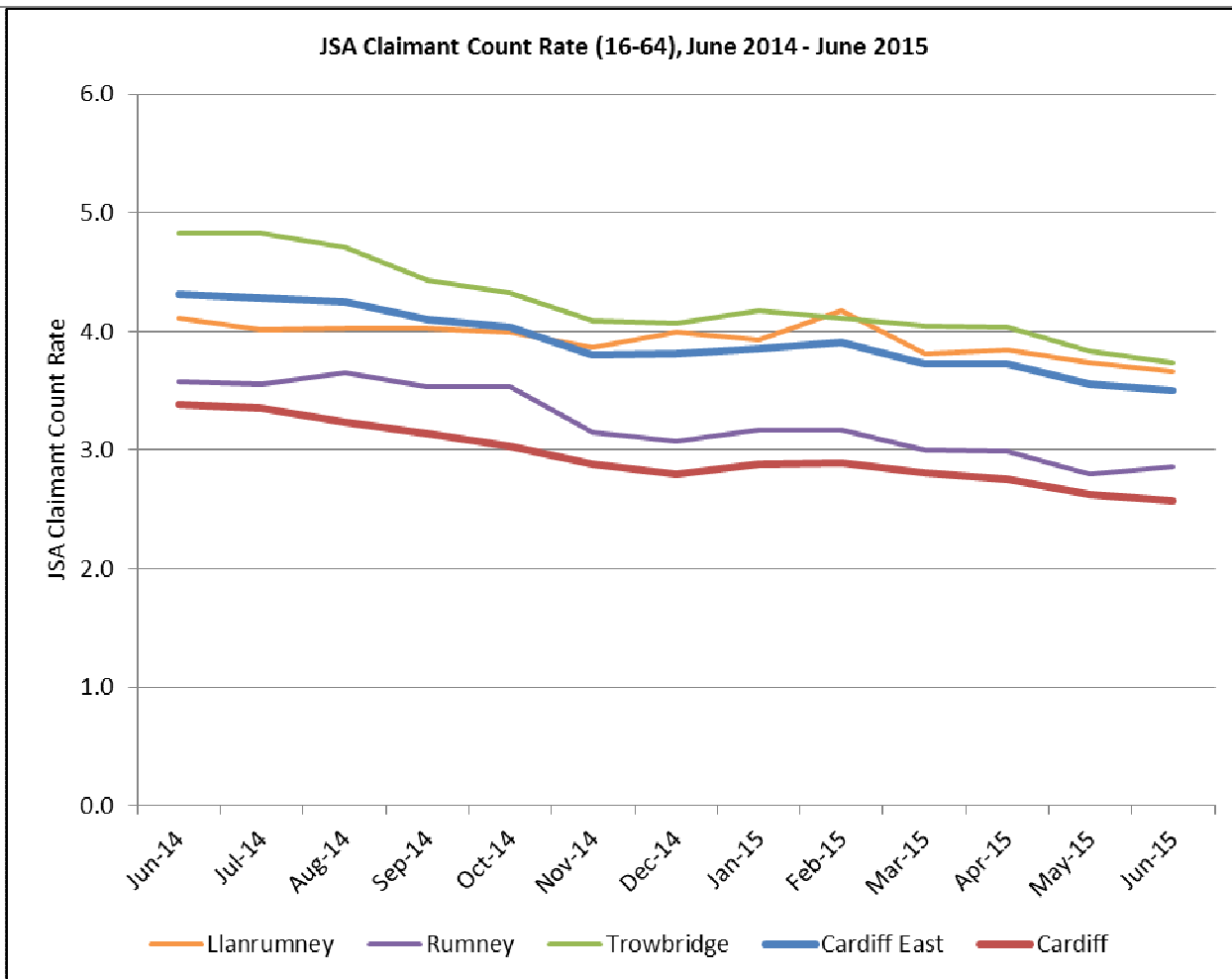
Issues: Domestic Abuse	Issue: Anti-Social Behaviour (ASB)
 <p>Cardiff East Domestic Incident Monthly Trends Chart</p> <p>This line chart shows monthly trends for domestic incidents from April to March. The Y-axis represents the number of incidents (0 to 160). Two data series are shown: 2014_15 (blue line with squares) and 2015_16 (red line with squares). The 2014_15 series shows a peak in July at approximately 140 incidents, while the 2015_16 series shows a peak in July at approximately 80 incidents.</p>	 <p>CARDIFF EAST NEIGHBOURHOOD ANTISOCIAL BEHAVIOUR MONTHLY TRENDS CHART</p> <p>This line chart shows monthly trends for ASB from April to March. The Y-axis represents the number of incidents (-50 to 450). Two data series are shown: ASB 2014/15 (blue line with diamonds) and ASB 2015/16 (pink line with squares). The 2014/15 series shows a peak in July at approximately 180 incidents, while the 2015/16 series shows a peak in July at approximately 150 incidents.</p>

Source: NOMIS

Source:

Story and context for current trend	Story and context for current trend
<p>Within Cardiff there have been 1633 domestic related incidents recorded in the first quarter of this year, of these 262 occurred within this neighbourhood accounting for 16% of the Cardiff Total.</p> <p>The majority of domestic incidents occur in the Trowbridge Ward with 55% of the incidents this quarter occurring within this ward.</p> <p>If a comparison is made to the same quarter last year there has been a decrease in the number of incidents recorded from 286 to 262 which is a decrease of 5.6%.</p>	<p>This neighbourhood has seen an increase in overall ASB from 423 in the last quarter to 459 this quarter which shows an increase of 36 incidents or 8.5%. If a comparison is made to the same quarter last year there is an increase from 434 last year to 459 this year an increase of 25 incidents or 5.8%.</p> <p>This may be linked to the closure of some community facilities, such as Eastern Leisure Centre which closed for refurbishment.</p>

Issue: Unemployment



Source: Partnership Business Intelligence

Story and context for current trend

Cardiff East’s claimant count rate has followed a similar downward trend to the Cardiff average between June 2014 and June 2015, but has consistently been the higher of the rates.

In June 2015, the Cardiff East rate was 3.5%, compared to 2.6% for Cardiff as a whole; a difference of 0.9 percentage points. This gap was unchanged from June 2014, when the NPA rate was 4.3%.

Within the NPA, Rumney has consistently had the lowest rate, although it has exceeded that of Cardiff throughout the period. In contrast, Trowbridge has predominantly had the highest rate (joint highest in June 2015), with the only exception being February 2015 when Llanrumney held this position. In June 2015, the rates were 2.9% in Rumney, 3.7% in Llanrumney, and 3.7% in Trowbridge, which compared with higher rates in June 2014 of 3.6%, 4.1% and 4.8% respectively.

Milestones Achieved

ID	Milestones Achieved in this reporting period
1	Neighbourhood Partnership Fund 15/16 launched, so far we have received seven applications
2.	Cardiff Neighbourhood Partnerships workshop was held 21 st May and a report of results has been shared with partners.
3	15/16 Action Plan has been approved by the Neighbourhood Partnership Group
4	Shirenewton and Rover Way Open Day took place, all attendees found it to be a good networking opportunity and used this event to raise awareness of prevalent issues such as Domestic Abuse.

5	Eastern Chatter, a magazine produce by female pupils, for pupils, of Eastern High School was launched on 5 th May
6	The first of the community litter picks took place in Llanrumney and benefitted from four members of the community, including a service user from Gwalia, volunteering.
7	The Llanrumney Festival was held on 20 th June, and was again well attended
8	Rumney Bowling Club held an open day on 28 th June to raise awareness of the club and encourage new members. The event was well attended, outcomes are being assessed.
9	St Mellons Community Facilities Consultation Open and drop in sessions held from 29 th June. A report of the consultation will be published for Cabinet in the autumn.
10	The six winning designs for the Neighbourhood Partnership area logos were announced via a citywide press release during May 2015
11	New Assistant Mentor for the Lift project has contributed to an increase in referrals, and greater capacity for the team. Weekly sessions are running in Trowbridge and St Mellons.

Milestones Not Achieved

Milestones Not Achieved	Comment
None	

Next Reporting Period:

ID	Key milestones for Next Reporting Period:	Baseline delivery date	Status Delete as appropriate
1	Trowbridge Festival will take place	2 nd July	
2	Booklet detailing all events over the summer holidays for 0-24 year old distributed	7 th July	
3.	A joint schools engagement event will be held between the East and North Partnership groups on July 7 th .	7 th July	
4	Summer Holiday Enrichment Pilot	20 th July	
5	St Mellons Fete	25 th July	
6	Mental Health facilities e-mail address for deaf and hard of hearing established.	August	
7	Further community litter picks in Cardiff East	27 th Sept	

Significant Current Workstream Risks:

ID	Date Raised	Description (clearly highlight impact)	Owner Initials	Countermeasure(s)/Contingency	Status Delete as appropriate
1	15 th April	Realignment of Council and partner services as a result of budgetary pressures could have an adverse impact on ability and capacity of organisations to participate fully in neighbourhood partnership activities	CW	Contingencies to be developed based on specific issues as they arise.	

Decisions Required from the Cardiff Partnership Board:

1	None
---	------

Author Sign-Off and Assurance:

Report Author	Chris Walton	Report Sign off SRO:	Sarah McGill
---------------	--------------	----------------------	--------------